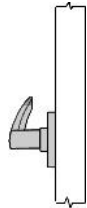
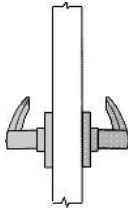
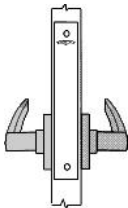
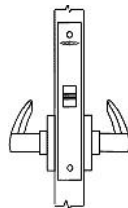
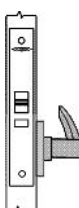
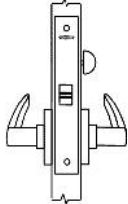





Mortise Locks

Model (ANSI No)	Description	Function	Outside / Inside	A-1
M3001D	Single Dummy Trim	<ul style="list-style-type: none">• Single Sided Trim / Matching Pair or Pull		
M3002D	Double Dummy Trim	<ul style="list-style-type: none">• Double Sided Trim / Matching Pair or Pull		
M3004D	Double Dummy Trim With Lock Body	<ul style="list-style-type: none">• Double Sided Trim / Matching Pair with Lock Body		
M3010 (F01)	Passage	<ul style="list-style-type: none">• Latch By Trim Either Side		
M3025 (F31)	Exit Only One Side	<ul style="list-style-type: none">• Latch By Trim From Inside.• Blank or No Outside Trim.• Auxiliary Latch Deadlocks Latch Bolt		
M3040 (F22)	Privacy	<ul style="list-style-type: none">• Trim By Either Side, Except when Outside Trim is Locked By Inside Thumbpiece.• Inside Trim or Closing Door Unlocks Outside Trim.• Outside Trim Unlocked By Emergency Release		

Mortise Locks



A-1 Model (ANSI No)	Description	Function	Outside / Inside
M3050 (F04)	Office	<ul style="list-style-type: none"> • Latchbolt By Trim Either Side, Except When Outside • Trim Locked By Toggle on Armor Front. • When Outside Trim Locked, Latch Bolt Retracted by Key Outside. • Inside Always Free. • Auxiliary Latch Deadlocks Latch Bolt 	
M3060 (F09)	Apartment	<ul style="list-style-type: none"> • Latchbolt By Trim Either Side, Except When • Outside Trim Locked By Key Inside. • When Outside Trim Locked, Latch Bolt Retracted by Key Outside. • Inside Always Free. • Auxiliary Latch Deadlocks Latch Bolt 	
M3070 (F05)	Classroom	<ul style="list-style-type: none"> • Trim By Either Side, Except when Outside Trim is Locked By Key Outside. • Latchbolt Operated By Trim Inside. • Inside Always Free. • Auxiliary Latch Deadlocks Latch Bolt 	
M3076 (F06)	Latch Holdback	<ul style="list-style-type: none"> • Trim By Either Side, Except when Outside Trim is Locked or Unlocked By Key. • When Outside Trim Is Locked, Latchbolt By inside Trim Unless Latchbolt is Held Retracted. • Auxiliary Latch Deadlocks Latchbolt. • Inside Always Free. 	
M3080 (F07)	Storeroom	<ul style="list-style-type: none"> • Latchbolt Retracted By Key Outside or By Inside Trim. • Outside Trin Rigid. • Auxiliary Latch Deadlocks Latchbolt. • Inside Always Free. 	
M3080EL (Fail Safe)	Electrified Fail Safe	<ul style="list-style-type: none"> • Outside Trim Locked When Power Applied. • Outside Trim Released When Power Removed. • Latch by Key Outside. • Auxiliary Latch Deadlocks Latchbolt. • Inside Always Free. 	





M Series Mortise Lock Functions

Model (ANSI No)	Description	Function	Outside / Inside
M3080ELR (Fail Safe)	Electrified Fail Safe with REX	<ul style="list-style-type: none"> • Outside Trim Locked When Power Applied. • Outside Trim Released When Power Removed. • Latch by Key Outside. • Auxiliary Latch Deadlocks Latchbolt. • Inside Always Free. • Inside Trim Activates Form C Relay. 	
M3080ELL (Fail Safe)	Electrified Fail Safe with Latchbolt Monitoring	<ul style="list-style-type: none"> • Outside Trim Locked When Power Applied. • Outside Trim Released When Power Removed. • Latch by Key Outside. • Auxiliary Latch Deadlocks Latchbolt. • Inside Always Free. • Latchbolt Retraction Activates Form C Relay. 	
M3080ELRL (Fail Safe)	Electrified Fail Safe with REX & Latchbolt Monitoring	<ul style="list-style-type: none"> • Outside Trim Locked When Power Applied. • Outside Trim Released When Power Removed. • Latch by Key Outside. • Auxiliary Latch Deadlocks Latchbolt. • Inside Always Free. • Inside Trim Activates Form C Relay. • Latchbolt Retraction Activates Form C Relay. 	
M3080EU (Fail Secure)	Electrified Fail Secure	<ul style="list-style-type: none"> • Outside Trim Unlocked When Power Removed. • Outside Trim Released When Power Applied. • Latch by Key Outside. • Auxiliary Latch Deadlocks Latchbolt. • Inside Always Free. 	
M3080EUL (Fail Secure)	Electrified Fail Secure with Latchbolt Monitoring	<ul style="list-style-type: none"> • Outside Trim Unlocked When Power Removed. • Outside Trim Released When Power Applied. • Latch by Key Outside. • Auxiliary Latch Deadlocks Latchbolt. • Inside Always Free. • Latchbolt Retraction Activates Form C Relay 	
M3080EUR (Fail Secure)	Electrified Fail Secure with REX	<ul style="list-style-type: none"> • Outside Trim Unlocked When Power Removed. • Outside Trim Released When Power Applied. • Latch by Key Outside. • Auxiliary Latch Deadlocks Latchbolt. • Inside Always Free. • Inside Trim Activates Form C Relay. 	

Mortise Locks



A-4 Model (ANSI No)	Description	Function	Outside / Inside
M3080EURL (Fail Secure)	Electrified Fail Secure with REX & Latchbolt Monitoring	<ul style="list-style-type: none"> • Outside Trim Unlocked When Power Removed. • Outside Trim Released When Power Applied. • Latch by Key Outside. • Auxiliary Latch Deadlocks Latchbolt. • Inside Always Free. • Inside Trim Activates Form C Relay. • Latchbolt Retraction Activates Form C Relay. 	
M3440 (F19)	Privacy with Deadbolt	<ul style="list-style-type: none"> • Latchbolt by Trim Either Side. • Projecting Deadbolt by Inside Thumbturn Locks • Outside Trim and Deadlocks Latch. • Emergency Release from Outside. • Inside Lever Retracts Deadbolt and Unlocks Outside trim. • Inside Trim Always Free. 	
M3453 (F20)	Entry with Deadbolt	<ul style="list-style-type: none"> • Latchbolt by Trim By Either Side, Except when Outside trim Locked by Toggle or Projected Deadbolt by Key or outside or Turn Inside. • Key Outside Retracts Deadbolt and Latchbolt. • Inside Trim Retracts Deadbolt and Latchbolt, • Outside Trim Remains locked. • When Outside Deadbolt Retracted Toggle Unlocks outside Trim. Inside Trim Always Free. 	
M3456 (F13)	Corridor with Deadbolt	<ul style="list-style-type: none"> • Latchbolt by Trim By Either Side. • Projecting Deadbolt Locks Outside Trim and Deadlocks latch. • Deadbolt Projected by Turn Inside or Key. • Key Outside Retracts Deadbolt and Latchbolt. • Inside Trim Retracts both Bolts 	
M3457 (F11)	Dormitory with Deadbolt	<ul style="list-style-type: none"> • Latchbolt by Trim By Either Side, Except when Outside trim Locked by Projected Deadbolt which also deadlocks latchbolt. • Deadbolt and Latchbolt by Key Outside. • Deadbolt by Thumbturn Inside. • Inside Trim Retracts both Bolts and Unlocks Trim 	
M3458 (F35)	Storeroom with Deabolt	<ul style="list-style-type: none"> • Latchbolt by Trim By Either Side, Except when Outside trim Locked by Toggle • Deadbolt By Key Either Side • Latchbolt by Inside Lever • Inside Always Free 	



M Series Mortise Lock Functions

Model No (ANSI No)	Description	Function	Outside / Inside
M3460 (F17)	Deadbolt Cylinder by Turn	<ul style="list-style-type: none"> • Deadbolt by Key Outside Thumbturn Inside 	
M3461 (F18)	Deadbolt Cylinder by Blank	<ul style="list-style-type: none"> • Deadbolt by Key Outside Only 	
M3462 (F16)	Deadbolt Cylinder by Cylinder	<ul style="list-style-type: none"> • Deadbolt By Key Either Side 	
M3463 (F29)	Classroom Deadbolt Only	<ul style="list-style-type: none"> • Deadboly by Key in Outside Cylinder • Inside Thumbturn Retracts Deadbolt but Does Not Project Deadbolt 	
M3466 (F14)	Storeroom with Deadbolt	<ul style="list-style-type: none"> • Latchbolt by Trim By Either Side • Deadbolt by by Key Either Side . 	
M3467 (F34)	Surelock Intruder Deadbolt	<ul style="list-style-type: none"> • Latchbolt by Trim By Either Side, Except when Outside • Lever is Locked by Key Either Side • Deadbolt By Key Either Side • Inside Lever Retracts Deadbolt and Latchbolt. • Latchbolt Deadlocked When Deadbolt Projected. • Inside Always Free 	

M Series Mortise Lock Functions



Model (ANSI No)	Description	Function	Outside / Inside
M3468 (F33)	Surelock Intruder Deadbolt	<ul style="list-style-type: none"> • Latchbolt by Trim By Either Side, Except when Outside lever is Locked by Key Either Side. • Deadbolt By Key Either Side. • Inside Lever Retracts Deadbolt and Latchbolt. • Inside Always Free. 	
M3473 (F21)	Dormitory with Deadbolt	<ul style="list-style-type: none"> • Latchbolt by Trim Either Side. • Deadbolt By Key Outside or By Thumbturn Inside. 	
M3485 (F15)	Hotel Lock with Deadbolt	<ul style="list-style-type: none"> • Latchbolt By Inside Trim. • Outside Trim Rigid. • Latchbolt By Key Outside. • Deadbolt projected by Inside Thumbturn Blocks operation of All Keys Except Emergency Key. • Inside Trim Retracts Latchbolt and Deadbolt. • Auxiliary Latch or Deadbolt Deadlocks Latchbolt. • Inside Always Free. 	
M3486 (F15)	Hotel Lock with Deadbol and Indicator	<ul style="list-style-type: none"> • Latchbolt By Inside Trim, Outside Trim Rigid • Latchbolt By Key Outside. • Deadbolt projected by Inside Thumbturn Blocks operation of All Keys Except Emergency Key. • Inside Trim Retracts Latchbolt and Deadbolt. • Auxiliary Latch or Deadbolt Deadlocks Latchbolt. • Inside Always Free. • Indicator Denotes if Deadbolt is Projected From Inside 	